



T-LED s.r.o. , Gabinova 867/9, Praha 5
provozovna : Žitná 23/610, 110 00 Praha 1
Česká republika
IČ: 28916913 DIČ: CZ28916913
tel: 223 000 247, GSM: 734 543 813
www.t-led.cz info@t-led.cz

Katalogový list spínaný zdroj pro LED

Model TLPS-12-150, TLPS-24-150, TLPS-36-150, 12-36V 150W

		TLPS-12-150	TLPS-24-150	TLPS-36-150
Output	DC voltage	12V	24V	36V
	Voltage tolerance	± 1%	± 1%	± 1%
	Rated current	12.5A	6.3A	4.2A
	Current range	0 ~ 12.5A	0 ~ 6.3A	0 ~ 4.2A
	Rated power	150W	151W	151W
	Ripple&noise	120mVp-p	150mVp-p	180mVp-p
	Setup, rise, hold up time	1000ms,30ms,24ms/230VAC		
Input	Voltage range	180 ~ 264VAC 47 ~ 63Hz, 255 ~ 373VDC		
	AC current	1.8A/230VAC		
	Efficiency	82%	84%	85%
	Inrush current	Cold start40A/230VAC		
	leakage current	< 2.5mA/240VAC		
Protection	Overload	Rated output power105% ~ 135%Start overload protection		
		Protection type: hiccup mode, auto-recovery after fault condition is removed		
	Over voltage	15 ~ 17V	30 ~ 32V	42 ~ 44V
		Protection type: hiccup mode, auto-recovery after fault condition is removed		
Over temperature	Shell temp ≥ 85°C, Start over temp protection			
	Protection mode: cutoff output, auto-recovery after temperature become normal			
Environment	Working temp, humidity	-10°C ~ +60°C;20% ~ 90%RH(Please refer to "derating curve")		
	Storage temp, humidity	-20°C ~ +85°C;10% ~ 95%RH Non-condensing		
	Withstand vibration	10 ~ 500Hz, 2G 10min./1Cycle, Period for 60min, Each axes		
Safety	Withstand voltage	I/P-O/P: 1.5KVAC I/P-FG: 1.5KVAC O/P-FG: 0.5KVAC		
	Isolation resistance	I/P-O/P: I/P-FG,O/P-FG: 100M Ohms/500VDC		
Fit standard	Safety standard	Fit UL1012 IP67		
	EMC Standard	Fit EN55022, CLASSA		
Others	Weight	1.26kg 240*69*43 (L*W*H)		
	Packing	1.26kg/20pcs/26kg		

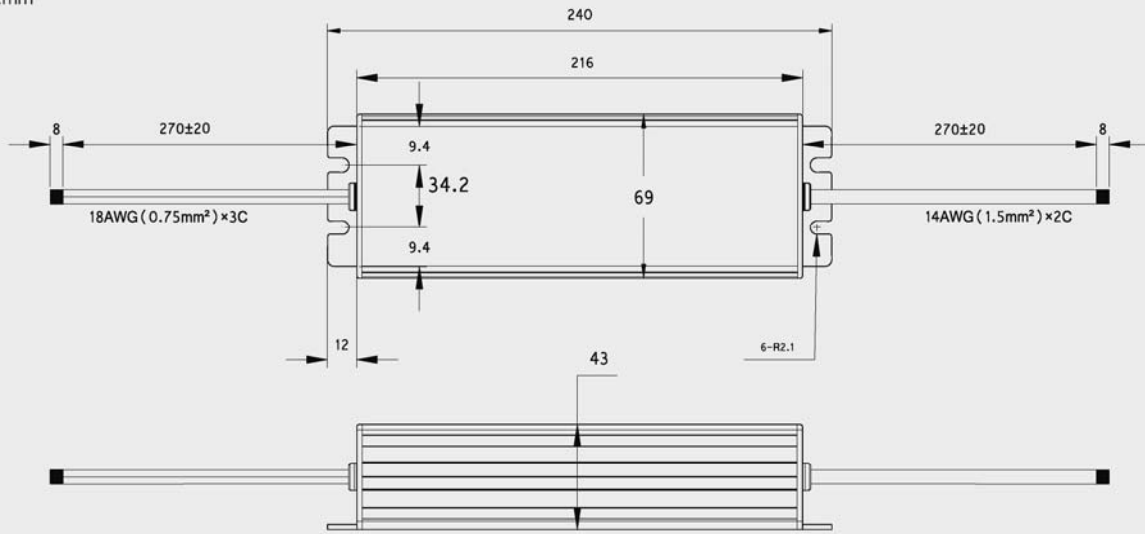
Note: 1. All parameters NOT specially mentioned are measured at 230VAC input, rated load and 25°C of ambient temperature.

2. Ripple & noise are measured at 20MHz of bandwidth by using a 12" twisted pair-wire terminated with a 0.1uf & 47uf parallel capacitor.

3. Tolerance : includes set up tolerance, line regulation and load regulation.

Mechanical specification

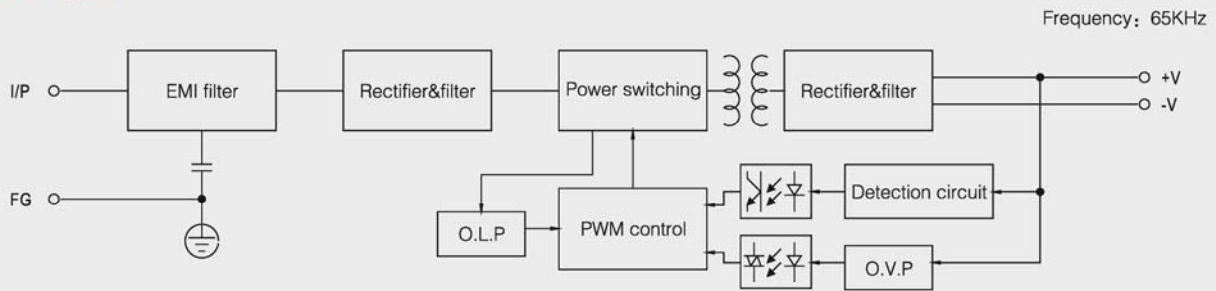
Unit:mm



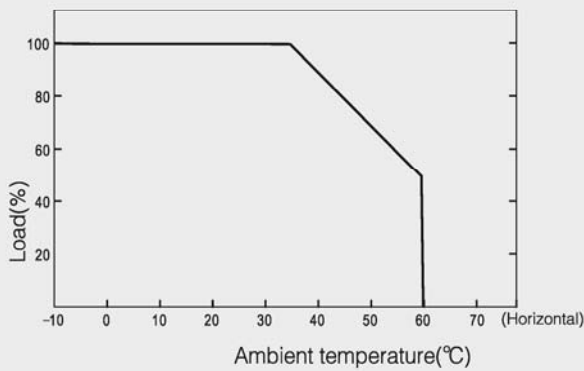
lead-out wire assignment

Input(Black three-core)		Output (White two-core)	
Brown	AC/L	Red	DC OUTPUT +V
Blue	AC/N	Black	DC OUTPUT -V
Yellow-green	FG \perp		

Block diagram



Derating curve



Static characteristic

