



**T-LED s.r.o. , Gabinova 867/9, Praha 5**  
**provozovna : Žitná 23/610, 110 00 Praha 1**  
**Česká republika**  
**IČ: 28916913 DIČ: CZ28916913**  
**tel: 223 000 247, GSM: 734 543 813**  
[www.t-led.cz](http://www.t-led.cz) [info@t-led.cz](mailto:info@t-led.cz)

## Katalogový list spínaný zdroj pro LED

**Model TLDR-5-15, TLDR-12-24, TLPS-24-36 5-24V 15-36W**

		<b>TLDR-5-15</b>	<b>TLDR-12-24</b>	<b>TLDR-24-36</b>
Output	DC voltage	5V	12V	24V
	Voltage tolerance	± 1%	± 1%	± 1%
	Rated current	3A	2A	1.5A
	Current range	0 ~ 3A	0 ~ 2A	0 ~ 1.5A
	Rated power	15W	24W	36W
	Ripple&noise	80mVp-p	100mVp-p	150mVp-p
	DC voltage ADJ. range	-9% ~ +10%	± 10%	± 10%
	Setup, rise, hold up time	800ms,60ms,22ms/230VAC.		
Input	Voltage range	90 ~ 264VAC 47 ~ 63Hz, 127 ~ 373VDC		
	AC current	0.88A/110VAC 0.48A/220VAC		
	Efficiency	75%	81%	83%
	Inrush current	Cold start 15A/110VAC 30A/220VAC		
	leakage current	< 1mA/240VAC		
Protection	Overload	Rated output power 105%~150%Start overload protection		
		Protection type : hiccup mode, auto-recovery after fault condition is removed		
	Over voltage	5.8 ~ 7.8V	15.8 ~ 17.8V	30.8 ~ 33.8V
		Protection type : Shut off o/p voltage, clamping by zener diode		
Environment	Working temp, humidity	-10°C ~ +50°C;20% ~ 90%RH(Please refer to "derating curve" )		
	Storage temp, humidity	-20°C~+85°C;10%~95%RH Non-condensing		
Safety	Withstand vibration	10 ~ 500Hz, 2G 10min./1Cycle, Period for 60min, Each axes		
	Withstand voltage	I/P-O/P: 1.5KVAC		
	Isolation resistance	I/P-O/P: 100M Ohms/500VDC		
Fit standard	Safety standard	Fit UL1012		
	EMC Standard	Fit EN55022, CLASSA		
Others	Weight	0.27kg 78*93*56mm ( W*H*D )		
	Packing	0.27kg/30pcs/9.5kg		

Note: 1. All parameters NOT specially mentioned are measured at 230VAC input, rated load and 25°C of ambient temperature.

2. Ripple & noise are measured at 20MHz of bandwidth by using a 12" twisted pair-wire terminated with a 0.1uf & 47uf parallel capacitor.

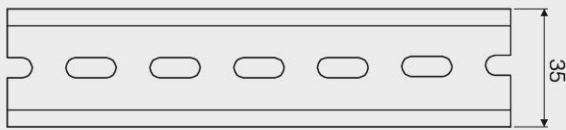
3. Tolerance : includes set up tolerance, line regulation and load regulation.

### Mechanical specification

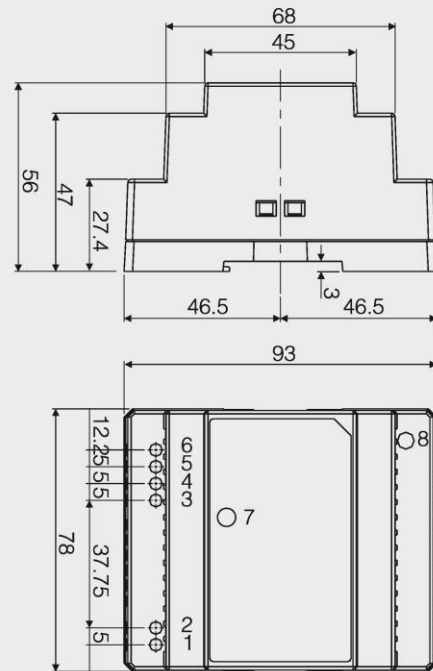
Unit:mm

Terminal Pin No.Assignment

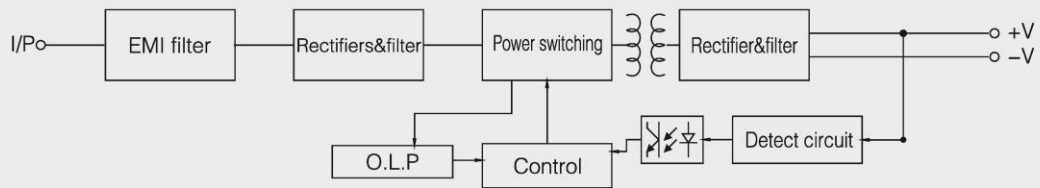
Pin NO.	Assignment	Pin NO.	Assignment
1	AC/L	5,6	+V
2	AC/N	7	LED
3,4	-V	8	+V ADJ.



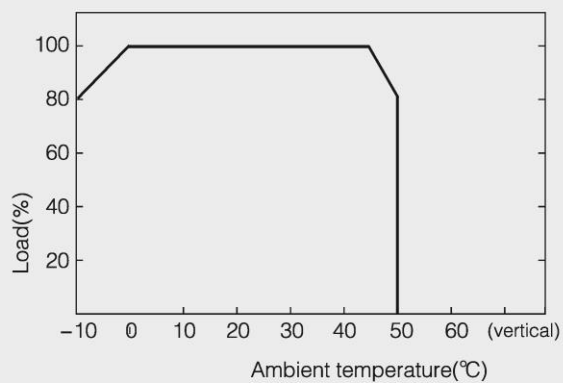
Install DIN rail:TS35/7.5 or TS35/15



### Block diagram



### Derating curve



### Static characteristic(24V)

